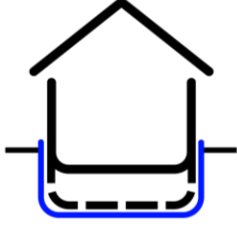


SIMSELF DOUBLE SIDED MEMBRANES (BOTH SIDES ARE SELF ADHESIVE)

SIMSelf Double-Sided Membrane (Self-Adhesive) is a waterproofing membrane made from polymer bitumen, with removable polyethylene film on both surfaces and self-adhesive properties. It is reinforced with polyester felt to provide resistance against mechanical stresses.

Areas of Usage

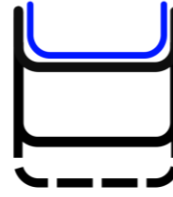
In all structures Foundation, Retaining Wall, Terrace, and Sloped Roof Surfaces;



FOUNDATION AND
RETAINING WALL



SLOPED ROOF



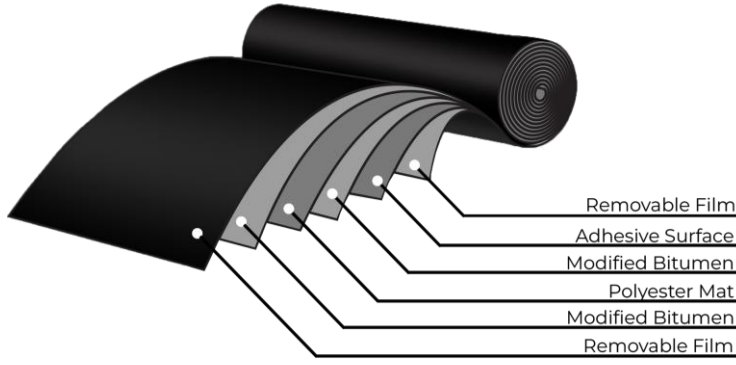
TERRACE

- On all surfaces such as wood, metal, plastic, glass, plaster, and concrete,
 - In the roof, foundation and retaining wall waterproofing of buildings,
 - In challenging details such as walls, parapets, chimneys, eaves, drip edges, and party walls,
 - In the deck covering waterproofing of boats,
 - In various details for sound insulation purposes in industries such as automotive and home white appliances,
 - SIMSelf-Adhesive Double Sided Membrane can be easily used, especially in areas where the use of LPG (liquefied petroleum gas) and torch flames are not possible or dangerous. Its self-adhesive property allows it to be applied using the cold application method. This makes it particularly suitable for renovation projects of historical buildings.
- It can be used as the first layer in many waterproofing details, providing economical and aesthetic solutions.

Advantages

- It provides a perfect and effective waterproofing solution with its waterproofing properties.
- The self-adhesive property on both the top and back surfaces ensures excellent adhesion between the membrane and the second layer.
- With its self-adhesive property, it provides excellent adhesion to the surface it is applied to. It is a high-performance first layer material that offers waterproofing solutions for various surfaces such as wood, metal, plastic, glass, plaster, and reinforced concrete.
- Its flexible structure allows for easy application on sloped and curved surfaces, effortlessly conforming to the shape of the applied surface.
- With its tensile strength in both the transverse and longitudinal directions, it demonstrates more than enough elasticity required for application. It is highly resistant to structural movements and expansion differences, providing excellent durability.
- It provides an economical and practical solution. With its self-adhesive property, it is very easy and quick to apply. It can be cut to the desired size and shape by using special cutting knives.
- Its self-adhesive back surface can be easily applied to materials that cannot withstand high temperatures, such as wood and plastic, as well as thermal insulation boards (SIM Board XPS, EPS, etc.)





Storage

- Bituminous membranes should be stored vertically in enclosed spaces.
- Pallets should be stored without stacking on top of each other and should be stored in a single layer.
- They should not be exposed to direct sunlight and should be protected from sudden temperature changes.

PRODUCT TECHNICAL DATA SHEET

FEATURES	UNIT	TEST METHOD	SP 1500	SP 2000	SP 2500	SP 3000
Reinforcement (Carrier)			Polyester	Polyester	Polyester	Polyester
Thickness	mm(±0,2)	EN 1849-1	1,5	2	2,5	3
Roll Width	m(±0,2)	EN 1848-1	1	1	1	1
Roll Length	m(±0,2)	EN 1848-1	20	20	10	10
Visible Defects		EN 1850-1	None	None	None	None
Joint Slip Resistance	N/5cm	EN 12317-1	≥200	≥200	≥200	≥200
Heat Resistance	C°	EN 1110	≥110	≥110	≥110	≥110
Tensile Strength (Length/Width)	N/5cm	EN 12311-1	400/300	400/300	600/400	600/400
Elongation at Break (Length/Width)	%	EN 12311-1	30/30	30/30	30/30	30/30
Tear Resistance (Length/Width)	N	EN 12310-1	≥100/≥100	≥100/≥100	≥150/≥150	≥150/≥150
Static Load Resistance	kg	EN 12730	≥5	≥5	≥10	≥10
Impact Resistance	mm	EN 12691	≥1000	≥1250	≥1500	≥1500
Dimensional Stability	%	EN 1107-1	Max 0.6	Max 0.6	Max 0.6	Max 0.6
Fire Reaction	Class	EN 13501-1	E	E	E	E
Top Coating			Removable Film	Removable Film	Removable Film	Removable Film
Back Coating			Removable Film	Removable Film	Removable Film	Removable Film

Application

- Bituminous waterproofing membranes should be applied after being kept covered at the application site for 24 hours. (Conditioning)
- Waterproofing applications with bituminous membranes should be carried out at temperatures between a minimum of +5°C and a maximum of +35°C and above, in dry weather conditions and on dry surfaces. For applications at temperatures below +15°C, the use of a heat gun is recommended.
- The polyethylene film layer on the underside of the SİM Self Double-Sided Membrane becomes ready for adhesion after being removed. The surfaces to be applied should be clean, smooth, and free from any contaminants such as oil, diesel, or other debris that could impair the waterproofing performance.
- Reinforced concrete surfaces should be primed with SİM Primer and, after drying, the waterproofing membranes should be applied according to the required bonding method.
- All membrane layers should be laid in the same direction. The transverse joints of the first layer membranes should be staggered. The joints of the second layer membranes should be centered over the longitudinal and transverse joints of the first layer.
- The bituminous membrane should be laid with a 10 cm overlap along the width and a 15 cm overlap along the length. Then, the polyethylene film layer on the top surface of the membrane is removed, and the second layer of material is applied using the cold application method.
- After application, all surfaces especially the overlays and joints should be pressed with silicone rollers so that no air bubbles are left and full adhesion is ensured.

