


SIM SHINGLE RECTANGULAR (SQUARE) (SELF-ADHESIVE UNBREAKABLE SHINGLE)

SIM Shingle (Self-Adhesive Break-Resistant Shingle) is a bitumen-based roofing material with one side covered with a colored mineral coating and the other side protected by a removable polyethylene film. This product contains Atactic Polypropylene(A.P.P.), a thermoplastic resin, to enhance the durability of the bitumen. It also includes fiberglass reinforcement to increase the material's resistance to mechanical stress and tension. SIM Shingle is produced in various colors and patterns, including Classic (Round), Hexagonal (Honeycomb), Effect, and Rectangular (Square) designs.

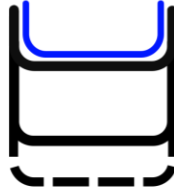


Areas of Usage

On the terrace and sloped roof surfaces of all structures;



SLOPED ROOF



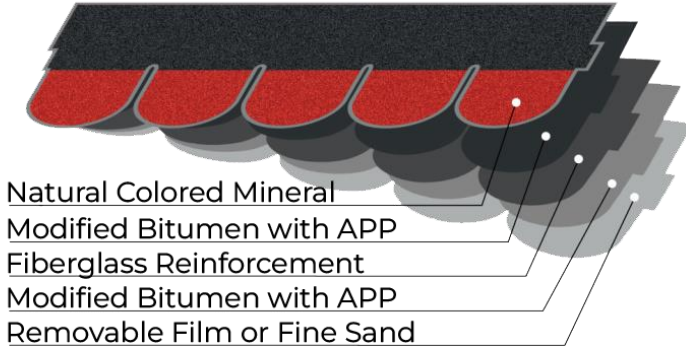
TERRACE

- On all types of roofs, including wooden, reinforced concrete, and metal roofs,
- On non-walkable terraces and garden roofs,
- On dome and vaulted roofs,
- In pavilions, garden sheds, and canopies,
- In challenging details such as chimney flashings, gutters, hidden gutters, and expansion joints,

It can be used as the final layer in many economical and aesthetic solutions for waterproofing details.

Advantages

- It is a roofing material with high resistance to harsh weather conditions. It is designed to provide long-lasting performance in challenging weather conditions.
- It adheres perfectly to the applied surface and provides excellent adhesion.
- One side of the SIM Shingle, coated with colored minerals, is a high-performance top layer material that offers waterproofing solutions for every detail of wooden, reinforced concrete, and metal roofs.
- SIM Shingle, its colored minerals protect against ultraviolet (UV) rays, preventing the bitumen from melting and flowing, and also prevents cracking and breakage in cold weather conditions. These features extend the lifespan of the membrane, making it an ideal solution for applications that require UV resistance.
- It demonstrates the necessary elasticity for application with its tensile strength (length and width) values against structural movements. It is highly resistant to structural movements and differences in expansion.
- It provides an economical and practical solution. It is very easy and quick to apply with a welding torch flame. It can be cut to the desired size and shape using special cutting blades.



Storage

- Bituminous roofing coverings should be stored vertically in enclosed spaces.
- Pallets should be stored without stacking on top of each other and should be stored in a single layer.
- They should not be exposed to direct sunlight and should be protected from sudden temperature changes.

FEATURES	UNIT	TEST METHOD	SIM SHINGLE RECTANGULAR (SQUARE)
Reinforcement (Carrier)			Fiberglass
Thickness	mm(±0,2)	EN 1849-1	3,5
Shingle Width	mm(±0,3)	EN 1848-1	320
Shingle Length	mm(±0,3)	EN 1848-1	1000
Visible Defects		EN 1850-1	None
Heat Resistance	C°	EN 1110	(On 90°C) ≤2
Tensile Strength (Length/Width)	N/5cm	EN 12311-1	≥600/≥400
Tear Resistance	N	EN 12310-1	≥100
Water Absorption	%	EN 544	<2
UV Radiation Resistance		EN 1297	Success
Mineral Adhesion	gr	EN 12039	≤2,5
Bitumen Mass	gr/m2	EN 544	>1300
Fire Reaction	Class	EN 13501-1	E
External Fire Performance			B Roof
Top Coating			Mineral
Back Coating			Removable Film

Application

- Bituminous waterproofing membranes should be applied after being kept covered at the application site for 24 hours. (Conditioning)
- Waterproofing applications with bituminous membranes should be carried out at temperatures between a minimum of +5°C and a maximum of +35°C and above, in dry weather conditions and on dry surfaces. For applications at temperatures below +15°C, the use of a heat gun is recommended.
- The surfaces to which waterproofing will be applied should be smooth and even, and they must be cleaned of dirt or residues, such as oil and diesel, that could harm the waterproofing.

