

SIMSELF QUICKSHINGLE (SELF-ADHESIVE PATTERNED MEMBRANE)

Our patented product, SIMSelf Quickshingle (Self-Adhesive Patterned Membrane), is a waterproofing membrane with a polymer-bitumen base. One side is coated with a colored mineral finish, while the other side is protected by a removable polyethylene film. It features an embossed pattern and is reinforced with polyester felt to enhance its mechanical resistance to stress. Thanks to its self-adhesive properties, it offers ease of application.

The product is available in various patterns and colors, including round, hexagonal (honeycomb), Turkish tile, and rectangular options. With its high durability and excellent waterproofing performance, it is suitable for use in various roof, facade, and flooring applications.

Areas of Usage

On the terrace and sloped roof surfaces of all structures;



SLOPED ROOF

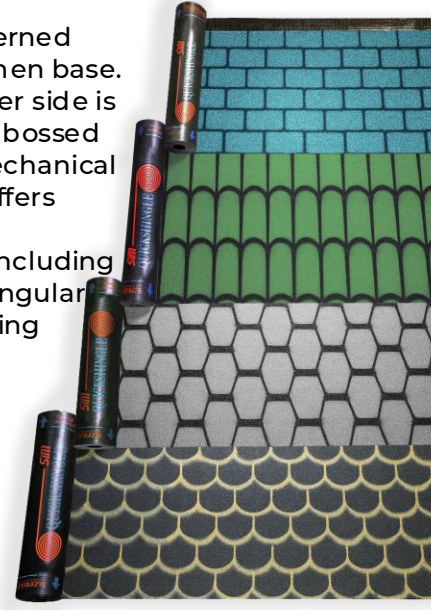


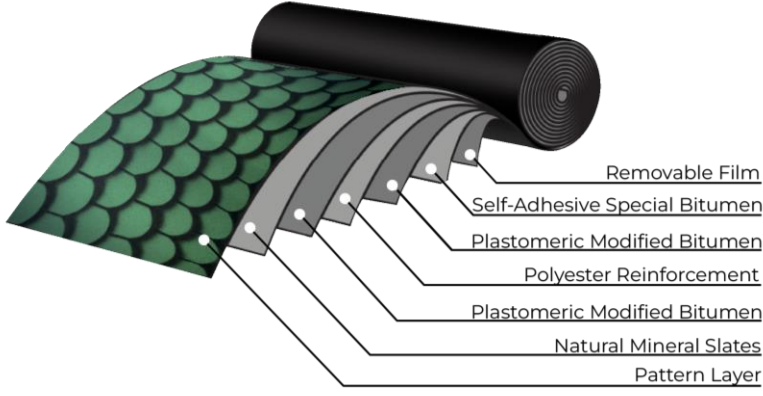
TERRACE

- On roofs made of wooden, reinforced concrete, etc.
 - On non-walkable terraces and garden roofs,
 - On dome and vaulted roofs,
 - In pavilions, garden sheds, and canopies,
 - In challenging details such as chimney flashings, gutters, hidden gutters, and expansion joints,
 - It can be easily used in areas where the use of LPG or flame torches is not possible or is hazardous. Thanks to its self-adhesive underside, it can be easily applied to materials that are sensitive to high temperatures, such as wood, plastic, and thermal insulation boards (SIM Board XPS, EPS, etc.).
- It can be used as the final layer in many economical and aesthetic solutions for waterproofing details.

Advantages

- All of the patterns of SIMSelf Quickshingle have a self-repeating feature; this property ensures the pattern appears seamlessly and allows for quick and easy application.
- It adheres perfectly to the applied surface and provides excellent adhesion.
- When used with appropriate methods and adequate protection, it lasts for the lifetime of the building.
- One side of the SIMSelf Quickshingle is coated with colored mineral granules, making it high-performance final layer material that provides waterproofing solutions for every detail of wooden, reinforced concrete, and metal roofs.
- SIMSelf Quickshingle, which performs successfully under various climate conditions, protects against ultraviolet rays with its colored minerals, prevents the bitumen from melting and flowing, and prevents cracking and breaking in cold weather. These features extend the lifespan of the membrane, making it an ideal solution for applications requiring UV resistance.
- It demonstrates the necessary elasticity for application with its tensile strength (length and width) values against structural movements. It is highly resistant to structural movements and differences in expansion.
- It provides an economical and practical solution. It can be cut to the desired size and shape using special cutting blades.





Storage


- Bituminous membranes should be stored vertically in enclosed spaces.
- Pallets should be stored without stacking on top of each other and should be stored in a single layer.
- They should not be exposed to direct sunlight and should be protected from sudden temperature changes.

PRODUCT TECHNICAL DATA SHEET

FEATURES	UNIT	TEST METHOD	SIMSELF QUICKSHINGLE	SIMSELF QUICKSHINGLE
Reinforcement (Carrier)			Polyester	Polyester
Thickness	mm(±0,2)	EN 1849-1	2,5	3,5
Weight	kg/m ²	-	3	4
Roll Width	m(±0,2)	EN 1848-1	1	1
Roll Length	m(±0,2)	EN 1848-1	10	10
Visible Defects		EN 1850-1	None	None
Joint Slip Resistance	N/5cm	EN 12317-1	≥300	≥300
Heat Resistance	C°	EN 1110	≥110	≥110
Cold Flexibility	C°	EN 1109	-5	-5
Tensile Strength (Length/Width)	N/5cm	EN 12311-1	600/400	600/400
Elongation at Break (Length/Width)	%	EN 12311-1	30/30	30/30
Tear Resistance (Length/Width)	N	EN 12310-1	≥100/≥100	≥100/≥100
Static Load Resistance	kg	EN 12730	≥15	≥15
Mineral Adhesion	%(0, -30)		20	20
Impact Resistance	mm	EN 12691	≥1500	≥1500
Dimensional Stability	%	EN 1107-1	Max. 0,6	Max. 0,6
Fire Reaction	Class	EN 13501-1	E	E
Top Coating			Mineral	Mineral
Back Coating			Removable Film	Removable Film

Application

- Bituminous waterproofing membranes should be applied after being kept covered at the application site for 24 hours. (Conditioning)
- Waterproofing applications with bituminous membranes should be carried out at temperatures between a minimum of +5°C and a maximum of +35°C and above, in dry weather conditions and on dry surfaces. For applications at temperatures below +15°C, the use of a heat gun is recommended.
- The surfaces to which waterproofing will be applied should be smooth and even, and they must be cleaned of dirt or residues, such as oil and diesel, that could harm the waterproofing.
- Reinforced concrete surfaces should be primed with SIM Primer and, after drying, the waterproofing membranes should be applied according to the required bonding method.
- All membrane layers should be laid in the same direction. The transverse joints of the first layer membranes should be staggered. The joints of the second layer membranes should be centered over the longitudinal and transverse joints of the first layer.
- The bituminous covering is applied with a 10 cm overlap in the width direction and a 15 cm overlap in the length direction.



Standards / Certifications

